

1. Log in to your account via Blue Sombrero:

<https://ayso.bluesombrero.com/Default.aspx?tabid=808328&isLogin=True>

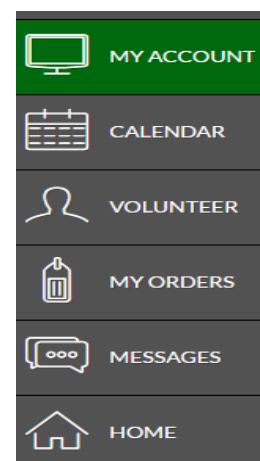
\*\*\*Returning AYSO families and Volunteers\*\*\*  
Please be sure you enter your first name, last name, DOB and SSN exactly as they were in our previous eayso.org system so that we can accurately migrate your previous certifications (safe haven, Concussion, ref and coach certifications).



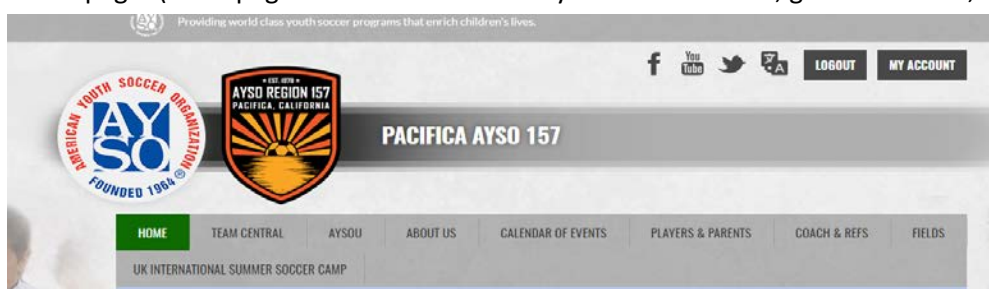

Sign In

Don't have an account? [Register Now!](#)  
Forgot your [Username](#) or [Password](#)?

2. Click on the “**Home**” tab on the left hand side of your welcome screen:



Access your team page- (team page is the central hub for your team’s roster, game schedule, news, etc.)




3. Click on the “**Team Central**” tab – and on the drop down menu click on “Team Directory” and find your team.

HOME **TEAM CENTRAL** AYSOU ABOUT US CALENDAR OF EVENTS PLAYERS & PARENTS COACH & REFS FIELDS

UK INTERNATIONAL SUMMER SOCCER CAMP


### TEAM DIRECTORY

## Teams

Team	Program	Details
<input type="text" value="Sanchez"/> <input type="button" value="Search"/>	<input style="width: 100px;" type="text" value=" &lt;All&gt; "/>	<input style="width: 100px;" type="text" value=" &lt;All&gt; "/>
 <div> <a href="#">Team Home</a> <a href="#">Roster</a> <a href="#">Calendar</a> </div>	<p><b>Sanchez 05</b></p> <p>2017 Fall Core</p>	<p>12U-G (11,12)</p>

4. Click on **“Team Home”** [Team Home](#) [Roster](#) [Calendar](#)

5. Personalize your team pages by clicking on the “Settings Icon”:



**HOME** ROSTER CALENDAR NEWS GALLERY DISCUSSIONS

6. For additional questions click on the support link:  
<https://bluesombrero.zendesk.com/hc/en-us/articles/228186407-Team-Settings>